



Associated Medical Schools of New York Medical School Enrollment Report 2020-2021



The Associated Medical Schools of New York (AMSNY) is the consortium of the 17 public and private medical schools throughout New York State. AMSNY's mission is to be the voice of medical education in New York State, advancing biomedical research, diversity in medical school and the physician workforce, and high-quality, cost-efficient patient care.

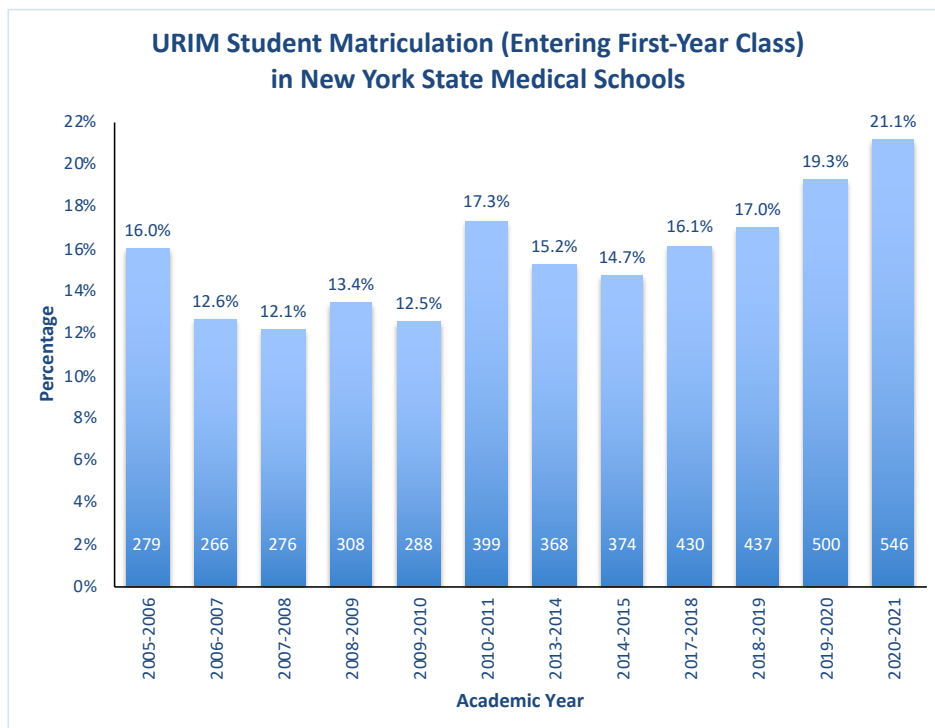
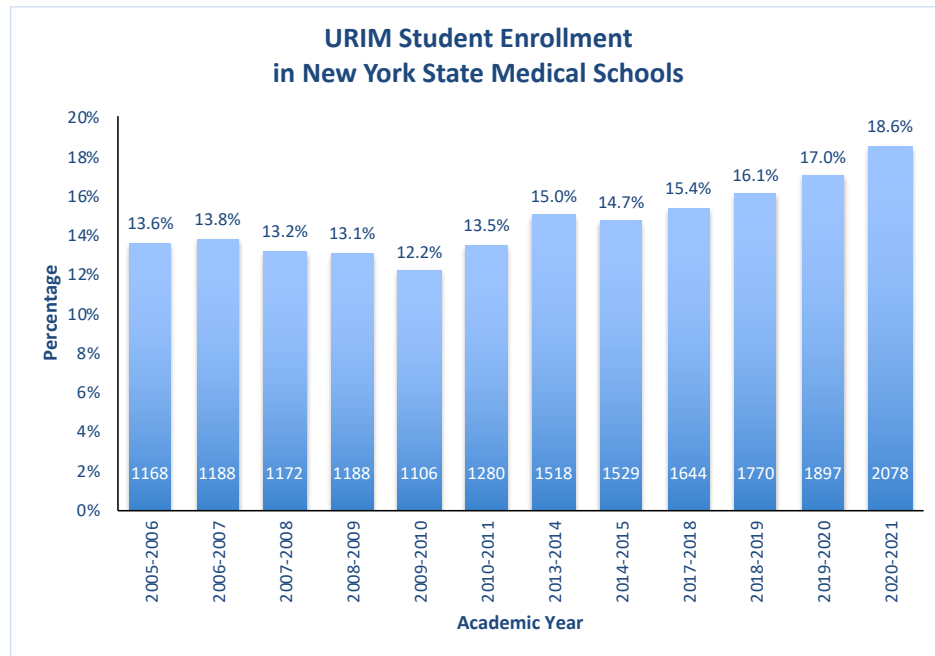
Associated Medical Schools of New York | 1270 Avenue of the Americas, Suite 606
New York, New York 10020 | 212-218-4610 | www.amsny.org



Table of Contents

Enrollment Trends: URIM* Student Enrollment, All New York State Medical Schools	1
Enrollment Trends: URIM* Student Matriculation, All New York State Medical Schools	1
2020-2021 Data and Figures	
<i>Aggregate data represents all 17 New York State Medical Schools</i>	
Medical Student Enrollment Data Table	2
Medical Student Enrollment, Breakdown by Race/Ethnicity	4
Medical Student Enrollment, Breakdown by Gender	4
Medical Student Enrollment, Breakdown among Black Students	5
Medical Student Enrollment, Breakdown among Hispanic/Latinx Students	5
Medical Student Enrollment, Breakdown among Multi-Ethnic/Racial Students	6
Medical Student Enrollment, Breakdown by Race/Ethnicity of Both Single and Multi-Ethnic Racial Students	6
Female Medical Student Enrollment, Breakdown by Race/Ethnicity	7
Male Medical Student Enrollment, Breakdown by Race/Ethnicity	7
Medical Student Enrollment, Male to Female Ratio, Breakdown by Race/Ethnicity	8
URIM* Medical Student Enrollment	8
Matriculating Medical Students, Breakdown by Race/Ethnicity	9
Matriculating Medical Students, Male to Female Ratio, by Race/Ethnicity	9
Graduating Medical Students, Breakdown by Race/Ethnicity	10
Graduating Medical Students, Male to Female Ratio, by Race/Ethnicity	10


** In this context, **URIM (underrepresented in medicine)** is defined as students who identify as any of the four ethnic/racial categories, either as single or multi-ethnic/racial: American Indian/ Alaska Native, Black/African-American, Hispanic/Latino, Native Hawaiian/Other Pacific Islander.*




In this context, URIM (underrepresented in medicine) is defined as students who identify as any of the four ethnic/ racial categories, ***either as single or multi-ethnic/racial***: American Indian/Alaska Native, Black/African-American, Hispanic/Latino, Native Hawaiian/Other Pacific Islander.

*Values at the bottom of each bar represent the number of URIM students that academic year.

**Data unavailable for academic years 2011-12, 2012-13, 2015-16, and 2016-17.

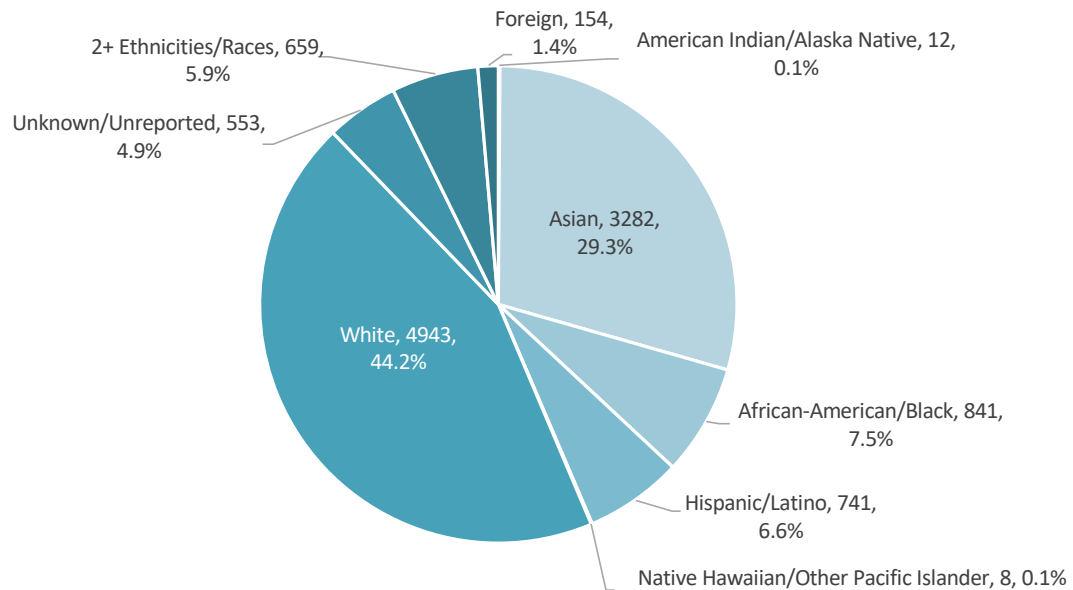
<div>2020-2021 Enrollment & Graduation Report All 17 NYS Medical Schools</div>			Academic Status Categories										
			First-Year Students				Non-First-Year Students Enrolled & ACTIVE		Non-First-Year Students Enrolled & INACTIVE		Total	Students that Graduated Last Academic Year (Spring 2020)	
			New Entrants		Repeating								
Status	Student Ethnic/ Racial Identification	Student Ethnicity/ Race	Male	Female	Male	Female	Male	Female	Male	Female		Male	Female
US Citizens/ Permanent Residents	Single Race/ Ethnicity	American Indian/Alaska Native	1	0	0	0	5	4	1	1	12	0	1
		Asian	333	401	3	10	1092	1261	108	74	3282	365	372
		Total: Black	78	130	1	2	216	372	16	26	841	62	100
		* Black: African-American	48	69	1	0	110	167	13	13	421	35	49
		* Black: African	9	8	0	0	12	16	2	3	50	0	2
		* Black: Afro-Caribbean	6	9	0	2	16	33	1	3	70	5	8
		Black: Not Specified	15	44	0	0	78	156	0	7	300	22	41
		Total: Hispanic/Latino	111	84	1	3	240	261	22	19	741	79	85
		* Hispanic/Latino: Central American	3	1	0	0	0	4	0	0	8	1	1
		* Hispanic/Latino: Cuban	8	2	0	0	12	5	0	0	27	2	0
		* Hispanic/Latino: Dominican	3	7	0	0	9	12	0	1	32	3	6
		* Hispanic/Latino: Mexican	21	11	0	0	23	15	7	1	78	8	4
		* Hispanic/Latino: Puerto Rican	4	4	0	1	12	18	3	2	44	2	8
		* Hispanic/Latino: South American	7	9	0	0	34	26	1	3	80	8	10
		Hispanic/Latino: Not Specified	65	50	1	2	150	181	11	12	472	55	56
		Native Hawaiian/Other Pacific Islander	0	0	0	0	4	4	0	0	8	0	0
		White	542	569	7	2	1878	1669	162	114	4943	628	511
	Unknown/Unreported	67	66	0	1	196	192	16	15	553	86	81	
** Mutli-Racial/ Ethnic	Total: 2+ Ethnicities/Races	80	108	3	2	174	253	19	20	659	37	42	
Foreign	All	Foreign	10	9	0	0	59	71	3	2	154	27	15
Total Students/Column Category/Gender			1222	1367	15	20	3864	4087	347	271		1284	1207
% of Total Population/Column Category/Gender			47%	53%	43%	57%	49%	51%	56%	44%		52%	48%
Total Students/Column Category			2589		35		7951		618				
% of Total Population/Column Category			23%		0%		71%		6%				
Total Male Students (% of Total Population)											5448		
Total Female Students (% of Total Population)											5745		
Total Student Population											11193		2491

* Granular data not available from every school. ** Multi-racial/ ethnic data not available from every school.

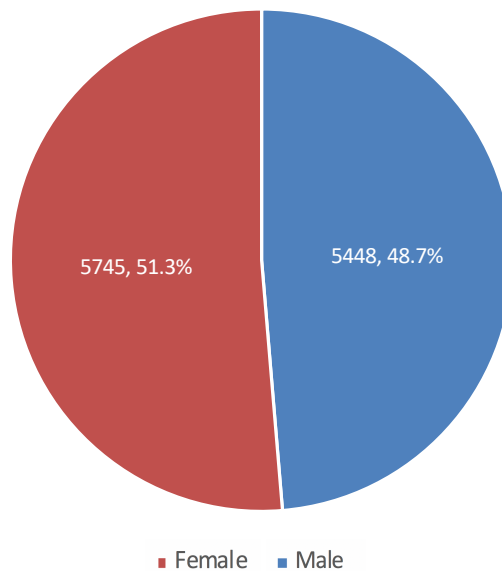
<div> 2020-2021 Enrollment & Graduation Report All 17 NYS Medical Schools</div>			Academic Status Categories										
			First-Year Students				Non-First-Year Students Enrolled & ACTIVE		Non-First-Year Students Enrolled & INACTIVE		Total	Students that Graduated Last Academic Year (Spring 2020)	
			New Entrants		Repeating								
Status	Student Ethnic/ Racial Identification	Student Ethnicities/ Races	Male	Female	Male	Female	Male	Female	Male	Female		Male	Female
US Citizens/ Permanent Residents	* Mutli-Racial/ Ethnic	American Indian/Alaska Native AND Asian	2	0	0	0	2	1	1	0	6	2	1
		American Indian/Alaska Native AND Black/African-American	0	0	0	0	0	3	1	0	4	0	1
		American Indian/Alaska Native AND Hispanic/Latino	1	0	0	0	1	2	1	0	5	0	0
		American Indian/Alaska Native AND Native Hawaiian/Other Pacific Islander	0	1	0	0	0	1	0	0	2	0	0
		American Indian/Alaska Native AND White	2	3	0	0	9	5	0	0	19	1	0
		Asian AND Black/African-American	5	4	0	0	7	9	0	0	25	1	2
		Asian AND Hispanic/Latino	7	5	0	0	9	12	0	1	34	3	1
		Asian AND Native Hawaiian/Other Pacific Islander	5	2	0	0	4	5	0	0	16	0	0
		Asian AND White	22	24	0	1	51	74	4	7	183	5	12
		Black/African-American AND Hispanic/Latino	8	11	1	0	11	25	1	1	58	1	1
		Black/African-American AND Native Hawaiian/Other Pacific Islander	0	1	0	0	0	0	0	0	1	0	1
		Black/African-American AND White	4	11	0	0	13	18	3	2	51	2	8
		Hispanic/Latino AND Native Hawaiian/Other Pacific Islander	0	0	0	0	1	0	0	0	1	0	1
		Hispanic/Latino AND White	14	31	2	1	49	64	7	8	176	12	8
		Native Hawaiian/Other Pacific Islander AND White	0	1	0	0	1	0	0	0	2	0	0
3 or more Races/ Ethnicities	10	14	0	0	16	34	1	1	76	10	6		
Total Students/Column Category/Gender			80	108	3	2	174	253	19	20		37	42
% of Total Population/Column Category/Gender			43%	57%	60%	40%	41%	59%	49%	51%		47%	53%
Total Students/Column Category			188		5		427		39				
% of Total Population/Column Category			29%		1%		65%		6%				
Total Male Students										276			
Total Female Students										383			
Total Student Population										659		79	

* Multi-racial/ ethnic data not available from every school.

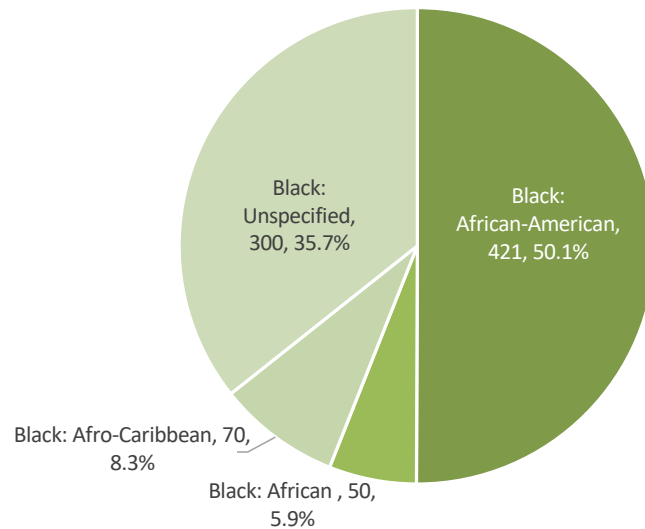
2020-2021 Medical Student Enrollment at All 17 New York State Medical Schools
by Race/Ethnicity (n = 11,193)



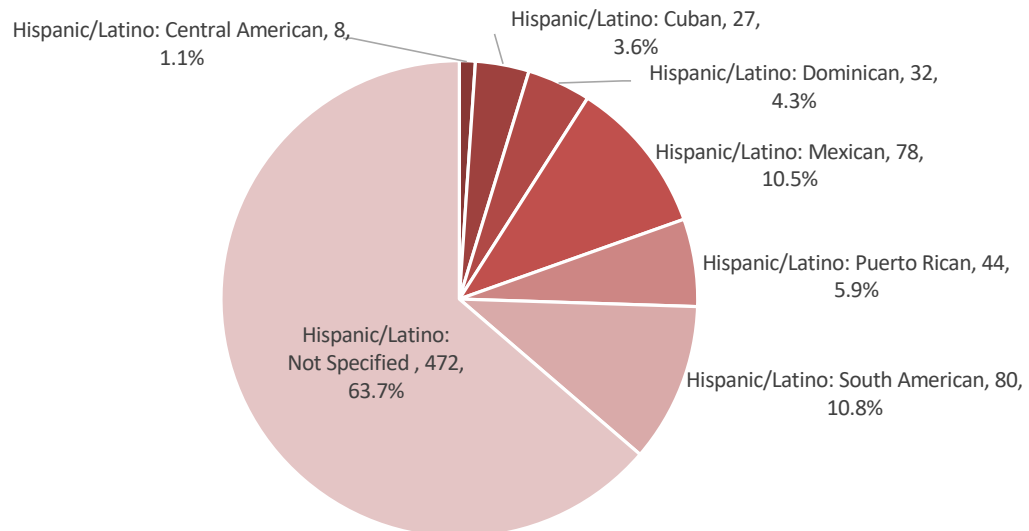
2020-2021 Medical Student Enrollment at
All 17 NYS Medical Schools, by Gender (n = 11,193)



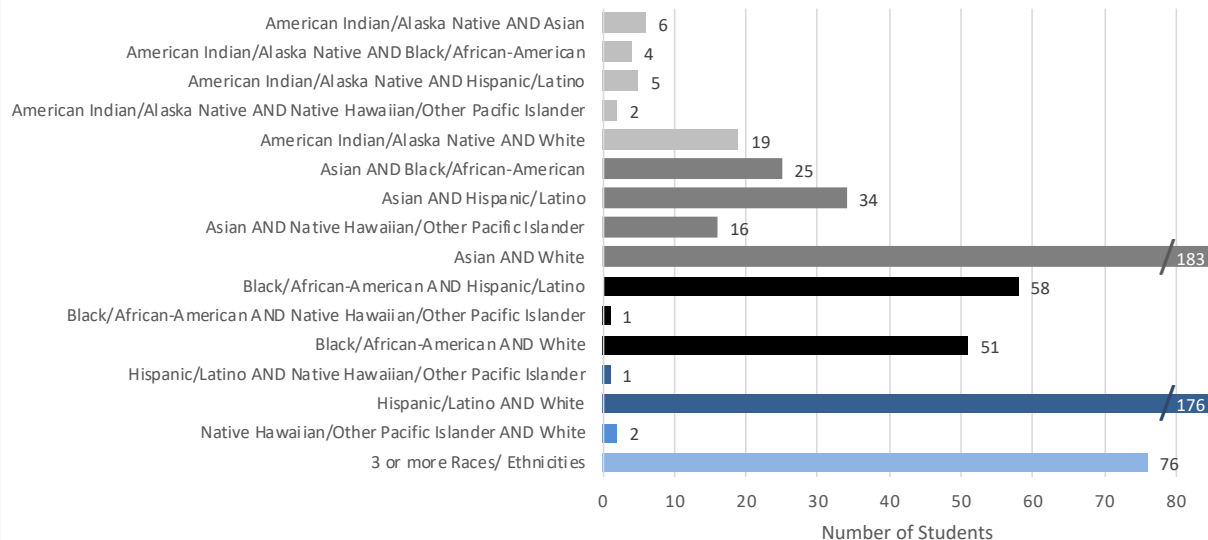
2020-2021 Medical Student Enrollment at All 17 NYS Medical Schools,
Breakdown by Black Race (n = 841)



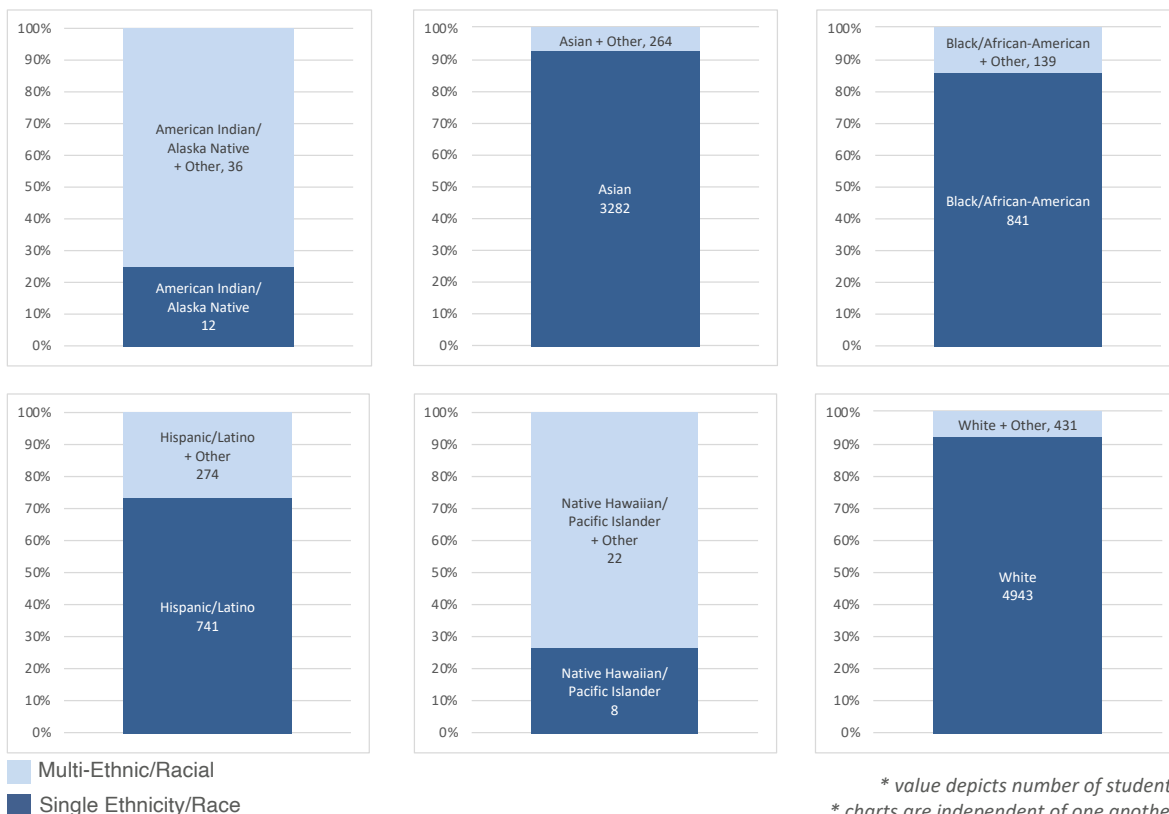
2020-2021 Medical Student Enrollment at All 17 NYS Medical Schools,
Breakdown by Hispanic/Latino Ethnicity (n = 741)



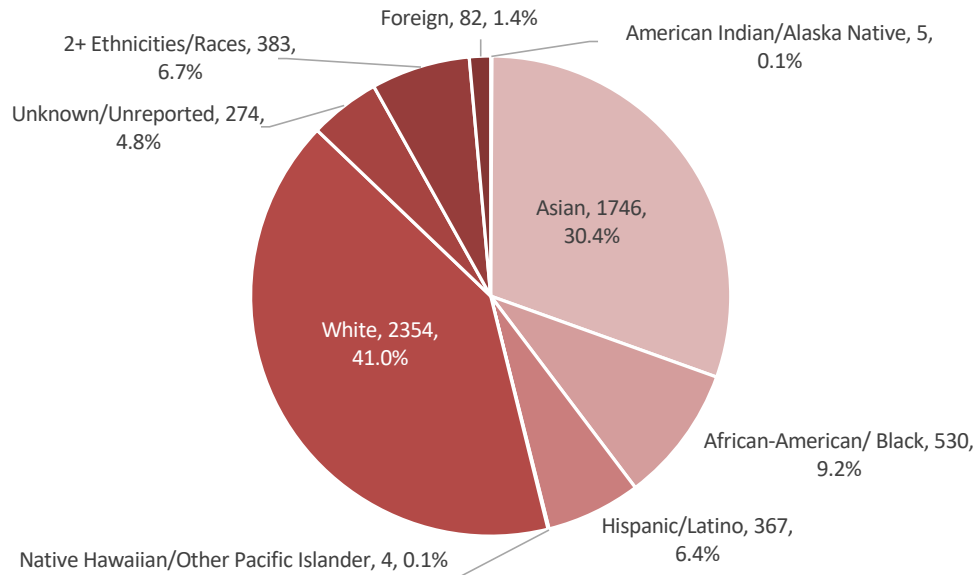
Medical Students who Identify as Multi-Ethnic/Racial at All 17 NYS Medical Schools, 2020-2021 (n = 659)



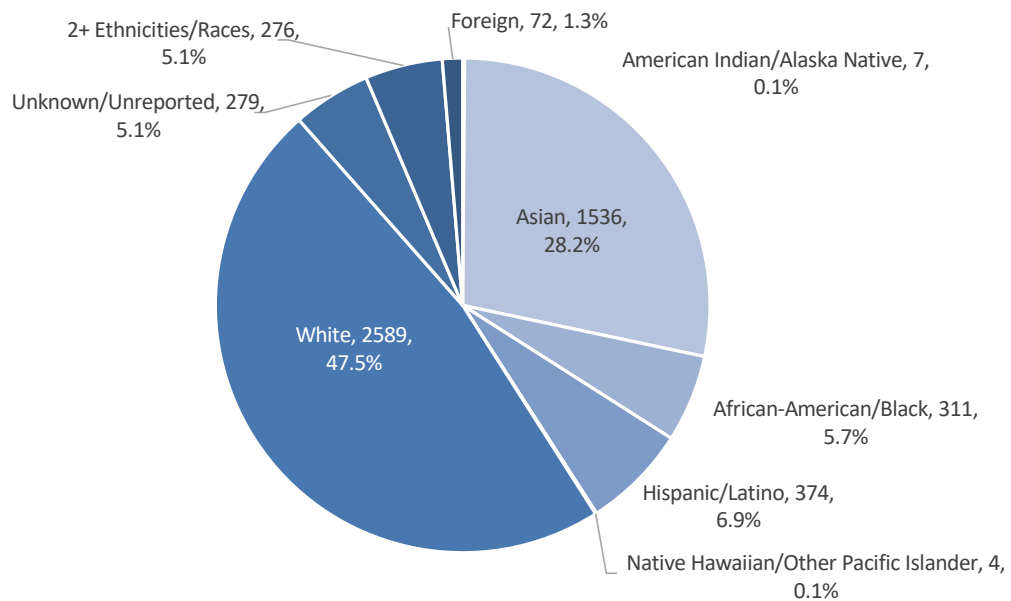
Medical Student Demographic Breakdown of Six Ethnic/Racial Categories Across All 17 NYS Medical Schools, 2020-2021

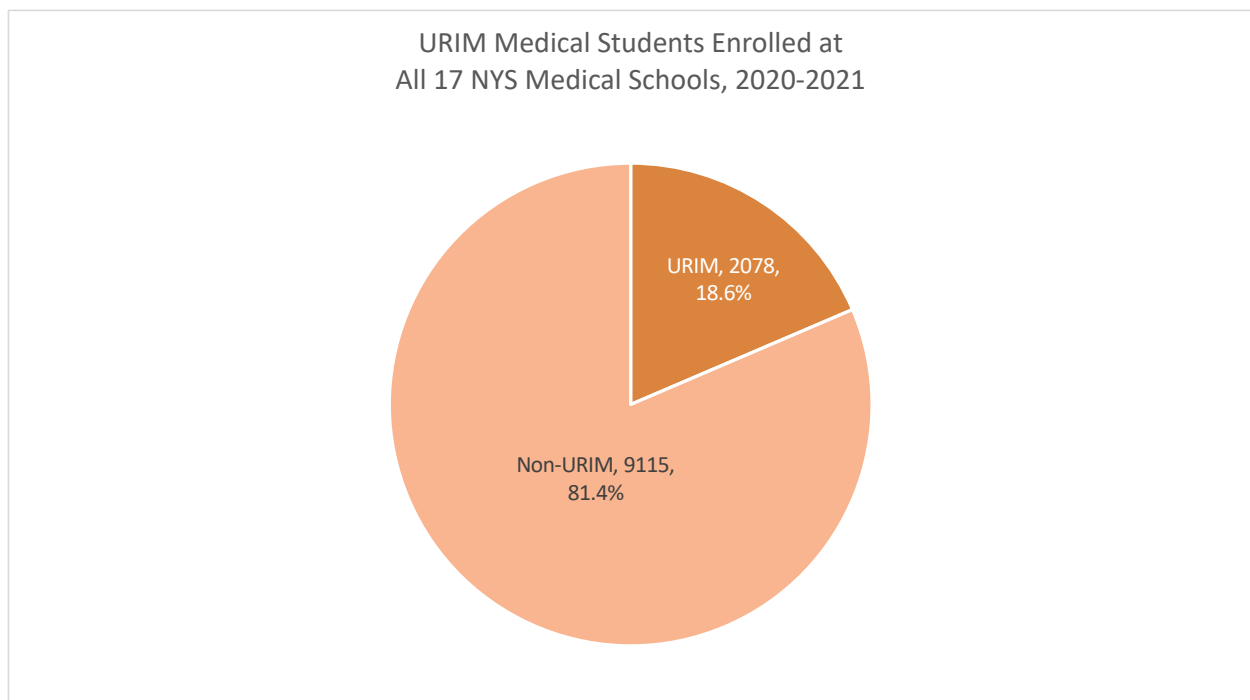
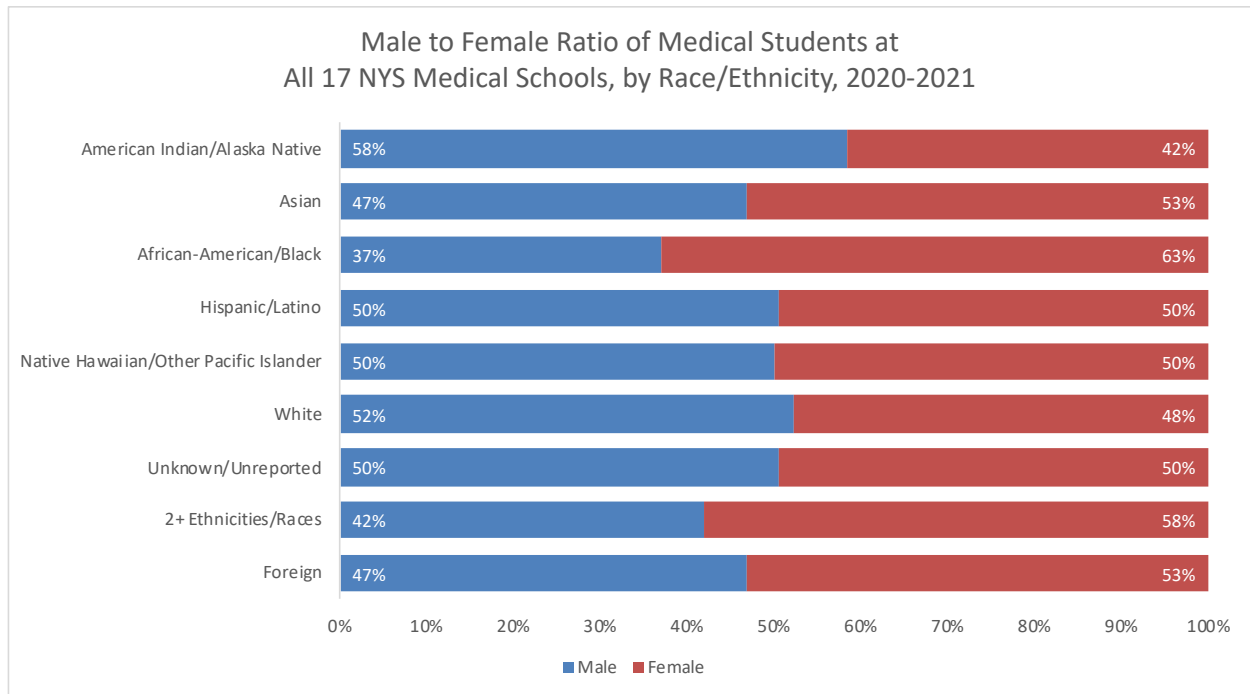


Female Medical Students at All 17 NYS Medical Schools,
by Race/Ethnicity, 2020-2021 (n = 5,745)



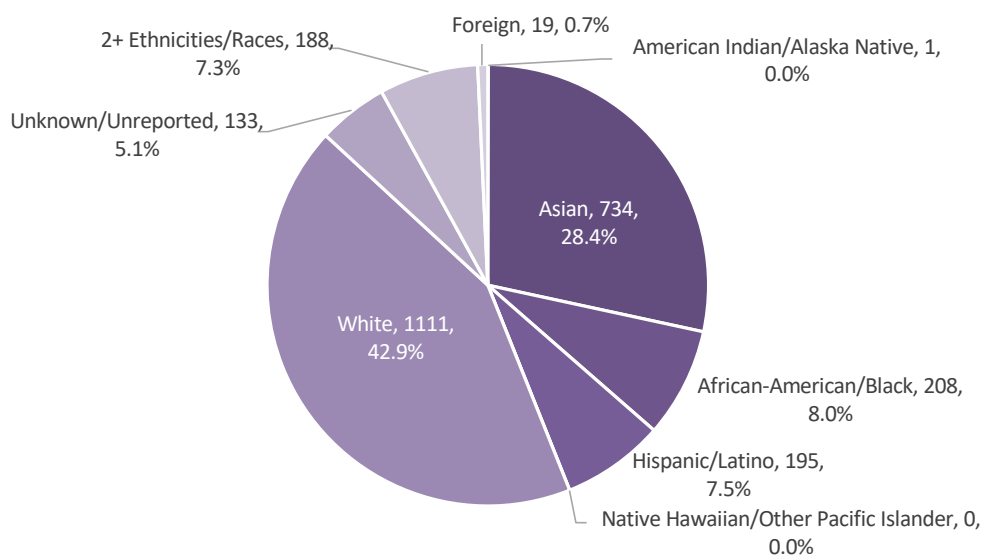
Male Medical Students at All 17 NYS Medical Schools,
by Race/Ethnicity, 2020-2021 (n = 5,448)



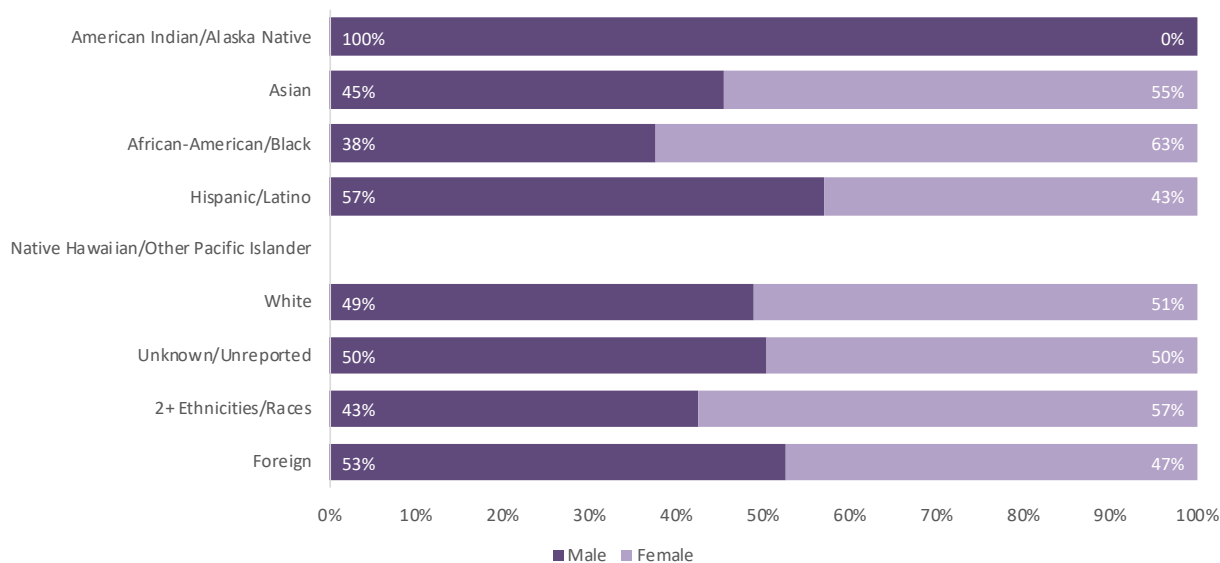


In this context, URIM (underrepresented in medicine) is defined as students who identify as any of the four ethnic/ racial categories, ***either as single or multi-ethnic/racial***: American Indian/Alaska Native, Black/African-American, Hispanic/Latino, Native Hawaiian/Other Pacific Islander.

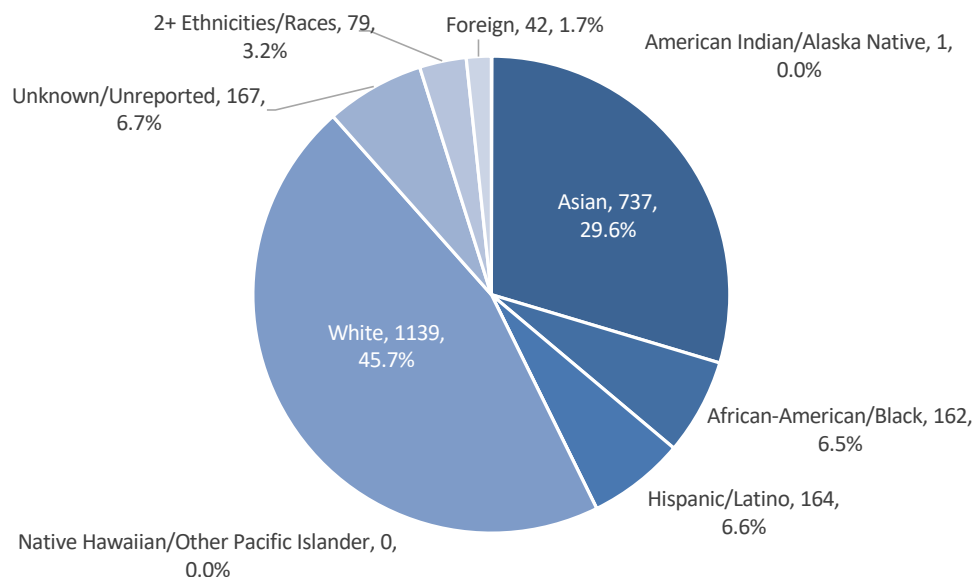
Entering 1st-Year Class at All 17 NYS Medical Schools,
by Race/Ethnicity, 2020-2021 (n = 2,589)



Male to Female Ratio of Entering 1st-Year Class at
All 17 NYS Medical Schools, by Race/Ethnicity, 2020-2021



Graduating Medical Students at All 17 NYS Medical Schools,
by Race/Ethnicity, 2020-2021 (n = 2,491)



Male to Female Ratio of Graduating Medical Students at
All 17 NYS Medical Schools, by Race/Ethnicity, 2020-2021

